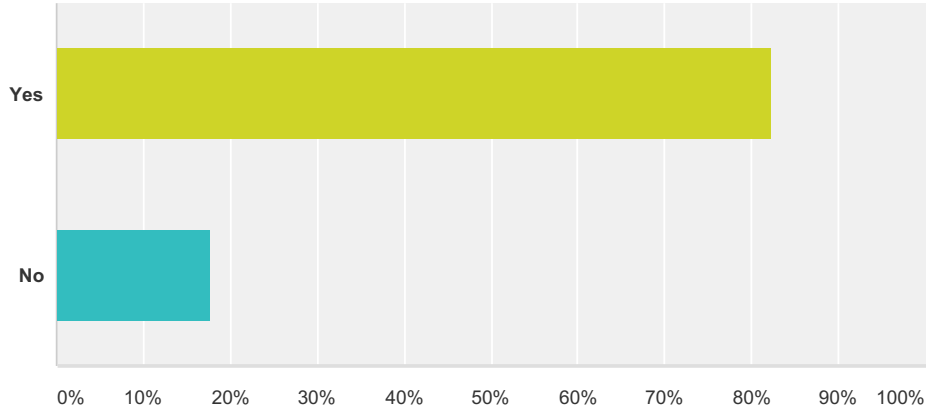


**Q1 Option 1.1 Hold fees at the current baseline level increased annually by Retail Price Index or similar. Do you consider that annual licences fees would best be held at current levels with a modest annual increase determined by inflation or similar measures?**

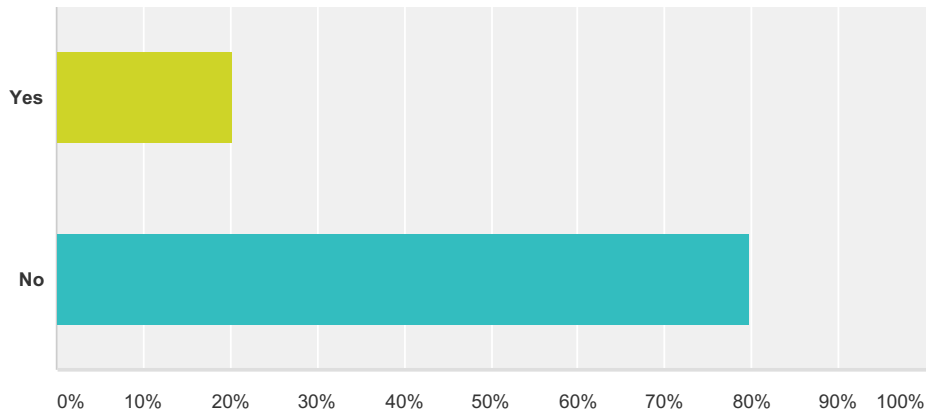
Answered: 731 Skipped: 43



Answer Choices	Responses
Yes	82.22% 601
No	17.78% 130
<b>Total</b>	<b>731</b>

**Q2 Option 1.2 Substantially increase baseline fees to bring them in line with current providers providing similar facilities elsewhere in the country. (This would most likely require a doubling of the current charge of £1,000 per year excluding VAT). Would you support this option and if so, do you have any views on what would be an appropriate percentage increase?**

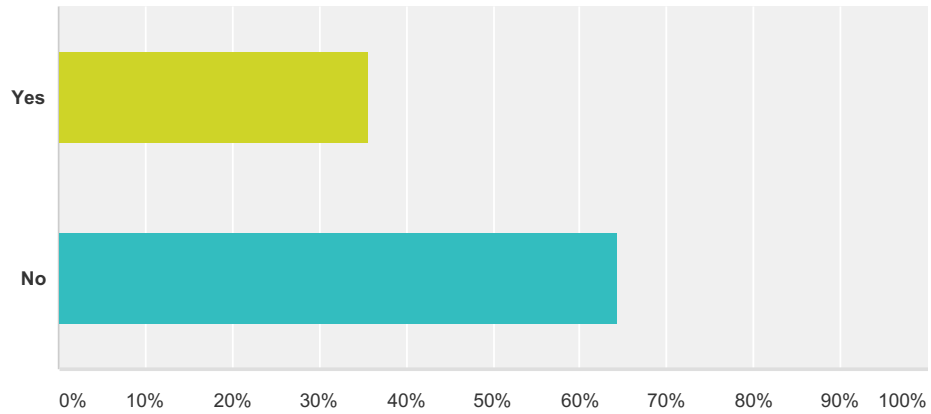
Answered: 709 Skipped: 65



Answer Choices	Responses	
Yes	20.31%	144
No	79.69%	565
<b>Total</b>		<b>709</b>

### Q3 Option 1.3 Do you have any alternative methods for determining fees and charges including how and when changes should be introduced?

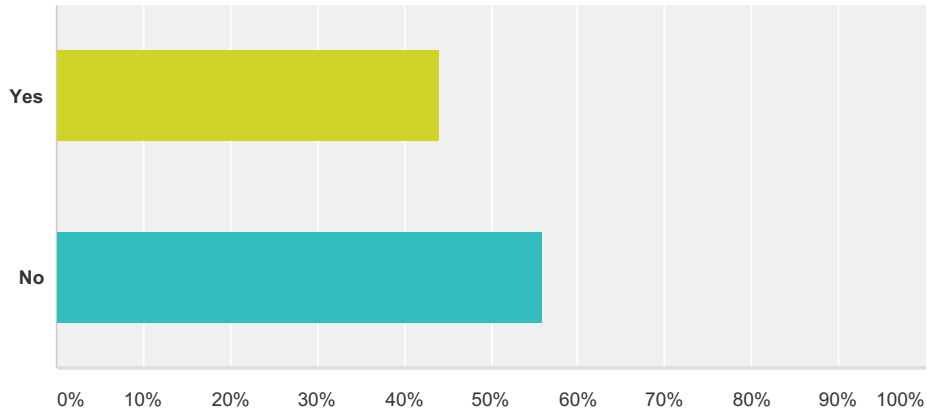
Answered: 651 Skipped: 123



Answer Choices	Responses	
Yes	35.79%	233
No	64.21%	418
<b>Total</b>		<b>651</b>

**Q4 Option 2.1A penalty charge of £100.00 is set for each 24-hour period or part thereof when a boat overstays on a designated visitor mooring and enforced through a Fixed Penalty Notice Model. Do you consider that this is a proportionate penalty charge?**

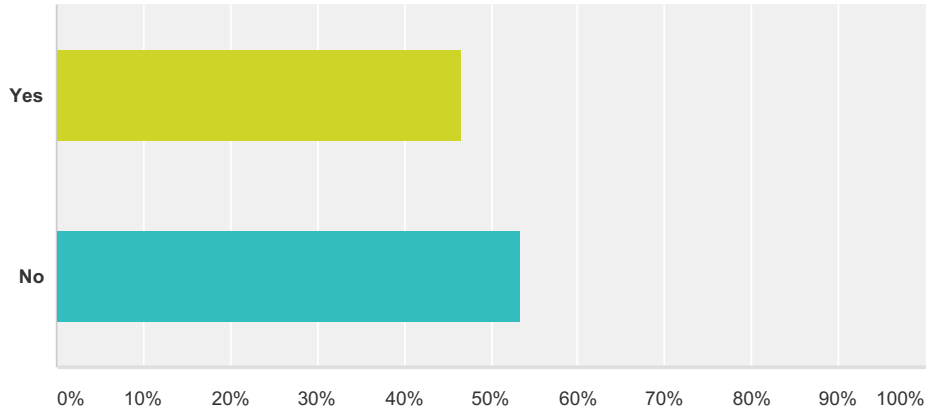
Answered: 719 Skipped: 55



Answer Choices	Responses
Yes	44.09% 317
No	55.91% 402
<b>Total</b>	<b>719</b>

**Q5 Option 3.1 Mooring fees to be based on length of vessel. Do you support this change?**

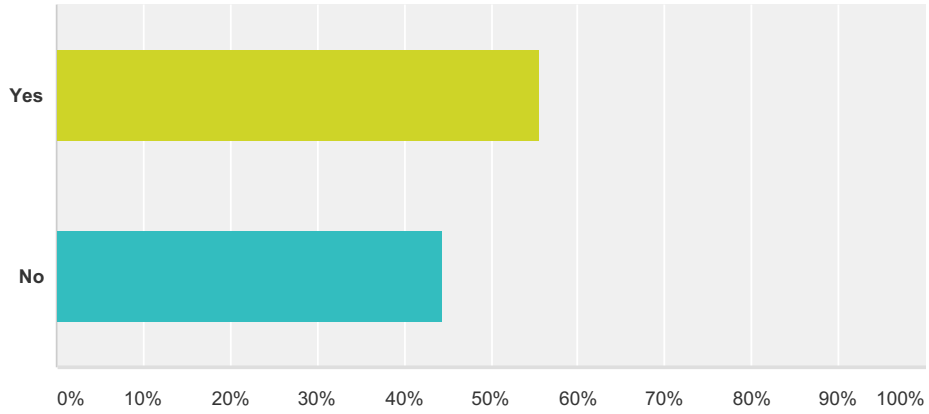
Answered: 708 Skipped: 66



Answer Choices	Responses	
Yes	46.61%	330
No	53.39%	378
<b>Total</b>		<b>708</b>

**Q6 Option 3.2 Additional charges for wide beam vessels not to be applied at this stage. Do you support this proposal?**

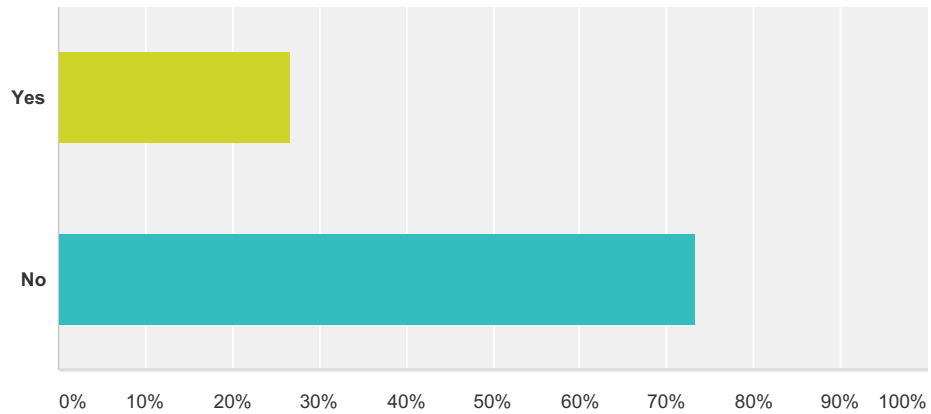
Answered: 696 Skipped: 78



Answer Choices	Responses
Yes	55.60% 387
No	44.40% 309
<b>Total</b>	<b>696</b>

**Q7 Option 4.1 End temporary permissions to moor at Riverside, move all boats moored at Riverside wall and offer alternative moorings elsewhere in Cambridge to those boats which have registered and are regulated by the City Council and have people living aboard. Do you support the proposal to end moorings at Riverside?**

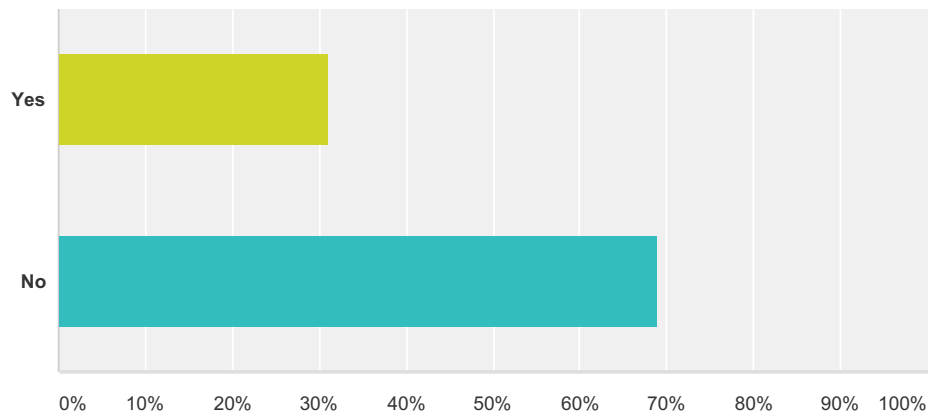
Answered: 697 Skipped: 77



Answer Choices	Responses
Yes	26.69% 186
No	73.31% 511
<b>Total</b>	<b>697</b>

**Q8 Option 4.2 End temporary permissions to moor at Riverside, move all boats moored at Riverside wall and offer alternative moorings elsewhere in Cambridge to those boats which have registered and are regulated by the City Council and have people living aboard. Is the proposal to offer alternative moorings fair?**

Answered: 677 Skipped: 97

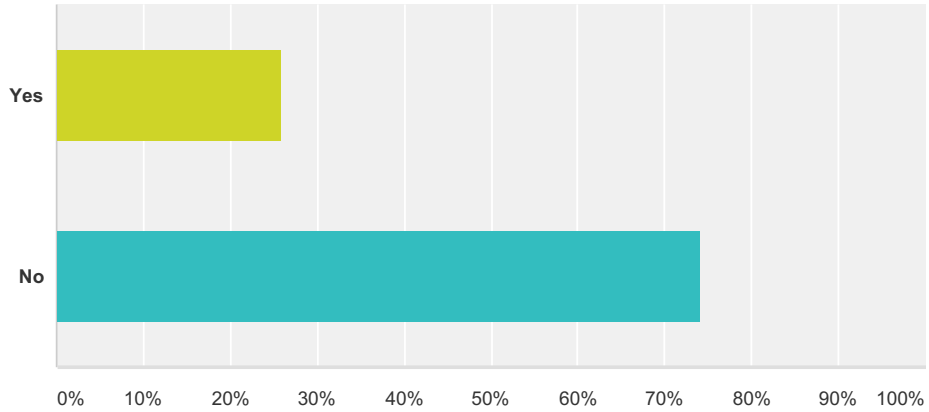


Answer Choices	Responses
Yes	31.17% 211
No	68.83% 466
<b>Total</b>	<b>677</b>



**Q9 Option 4.3 Designate Riverside Wall as a 'no mooring zone' through the powers of the Cam Conservator Do you support this proposal?**

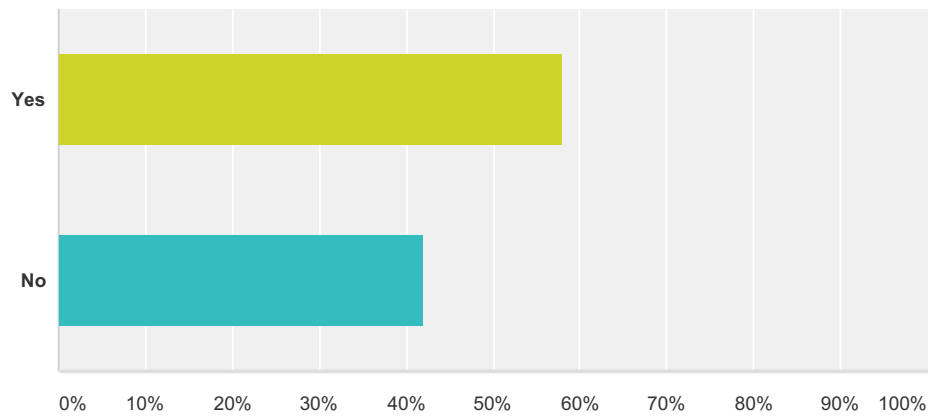
Answered: 691 Skipped: 83



Answer Choices	Responses
Yes	25.90% 179
No	74.10% 512
<b>Total</b>	<b>691</b>

### Q10 Option 4.4 Do you have any additional solutions you would like us to consider?

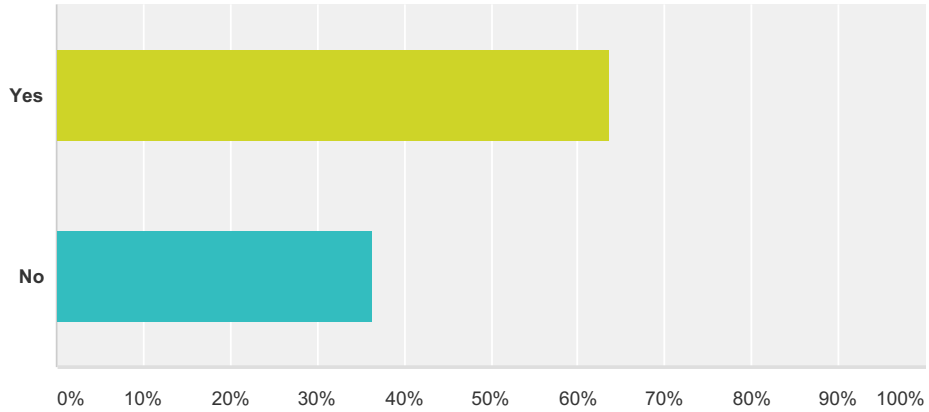
Answered: 626 Skipped: 148



Answer Choices	Responses	
Yes	57.99%	363
No	42.01%	263
<b>Total</b>		<b>626</b>

**Q11 Option 5.1 Introduction of a revised enforcement policy with powers delegated to Council officers. Do you support the introduction of a revised enforcement policy?**

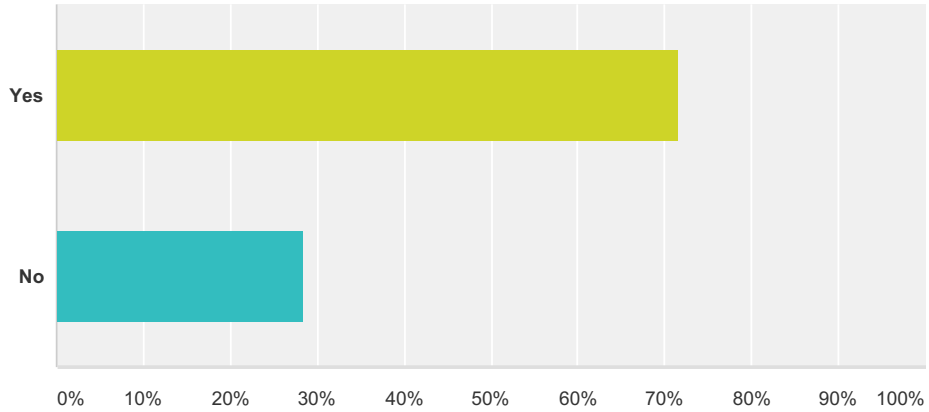
Answered: 614 Skipped: 160



Answer Choices	Responses	
Yes	63.68%	391
No	36.32%	223
<b>Total</b>		<b>614</b>

**Q12 Option 6.1 Location type and number of mooring berths. Do you support the current location numbers and type of mooring berths being appropriate as the permanent number and type?**

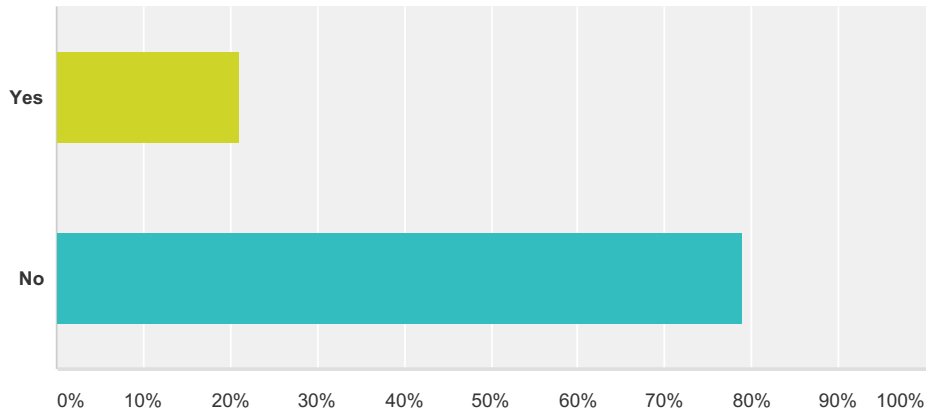
Answered: 632 Skipped: 142



Answer Choices	Responses
Yes	71.52% 452
No	28.48% 180
<b>Total</b>	<b>632</b>

**Q13 Option 6.2 Future reduction in the extent and number of mooring berths provided. Would you support a reduction in the overall length of riverbank provided and number of mooring berths?**

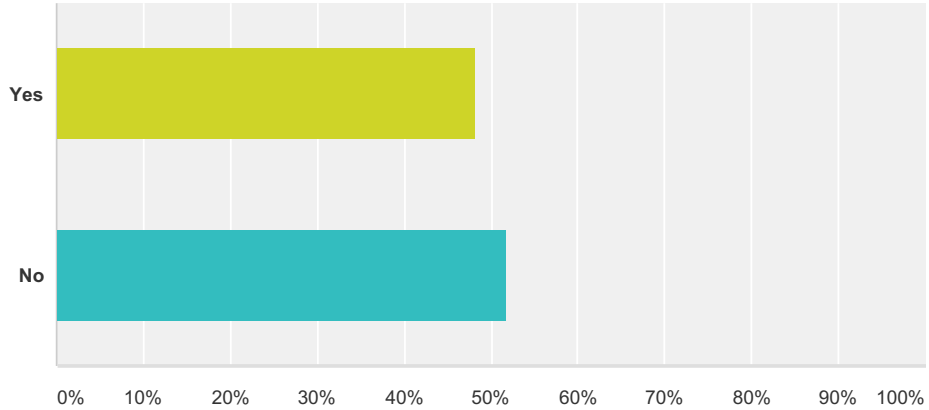
Answered: 653 Skipped: 121



Answer Choices	Responses
Yes	21.13% 138
No	78.87% 515
<b>Total</b>	<b>653</b>

**Q14 Option 6.3** Would you support a temporary increase in the number of Residential Mooring Licences from 70 to accommodate those displaced from Riverside? Licences would not be issued to the waiting list until the number of licences returns to and drops below 70.

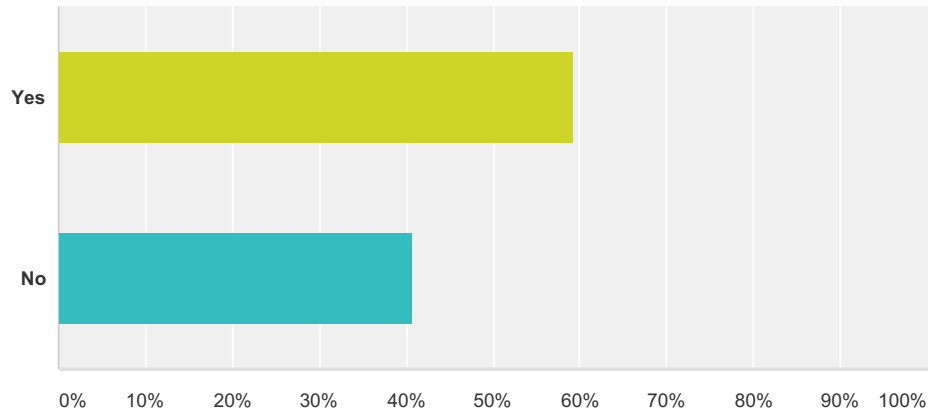
Answered: 567 Skipped: 207



Answer Choices	Responses
Yes	48.15% 273
No	51.85% 294
<b>Total</b>	<b>567</b>

**Q15 Option 7.1 Establishment of short term licenced winter moorings. Do you support the Council's position not to establish winter mooring sites?**

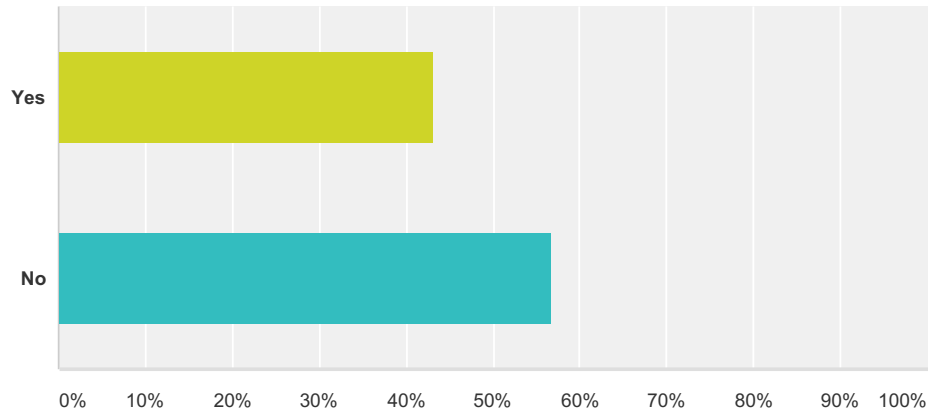
Answered: 617 Skipped: 157



Answer Choices	Responses	
Yes	59.32%	366
No	40.68%	251
<b>Total</b>		<b>617</b>

**Q16 Option 8.1 Retention of closed waiting list**  
**Do you support the waiting list remaining closed to new applicants for the foreseeable future?**

Answered: 628 Skipped: 146

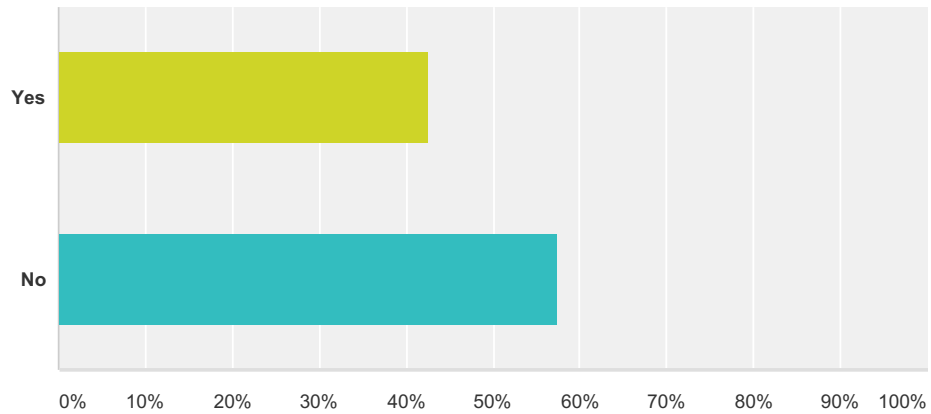


Answer Choices	Responses	
Yes	43.15%	271
No	56.85%	357
<b>Total</b>		<b>628</b>



**Q17 Option 8.2 Those regulated moorings displaced at Riverside are offered Residential Mooring Licences on the Regulated Moorings elsewhere before those on the waiting list to assist those who may be impacted by any decision to remove moorings from Riverside. Do you support this?**

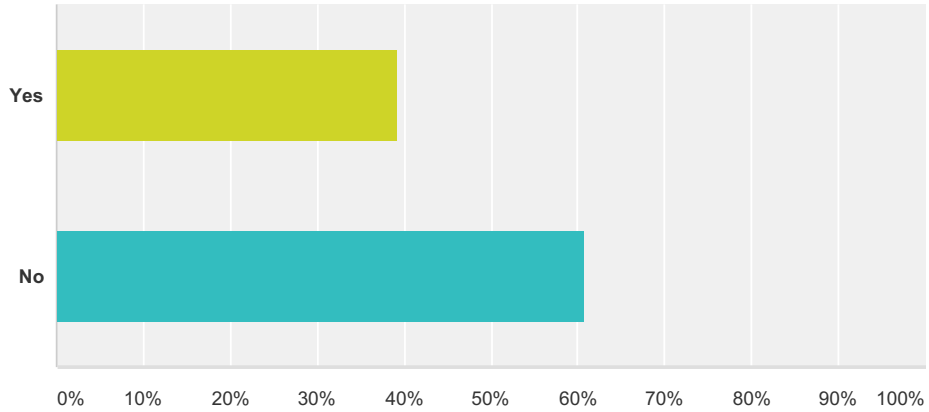
Answered: 600 Skipped: 174



Answer Choices	Responses
Yes	42.50% 255
No	57.50% 345
<b>Total</b>	<b>600</b>

**Q18 Option 8.3 Those regulated moorings possibly displaced at Riverside should be added to the waiting list in chronological order based on evidence of first occupancy at Riverside. Do you support this?**

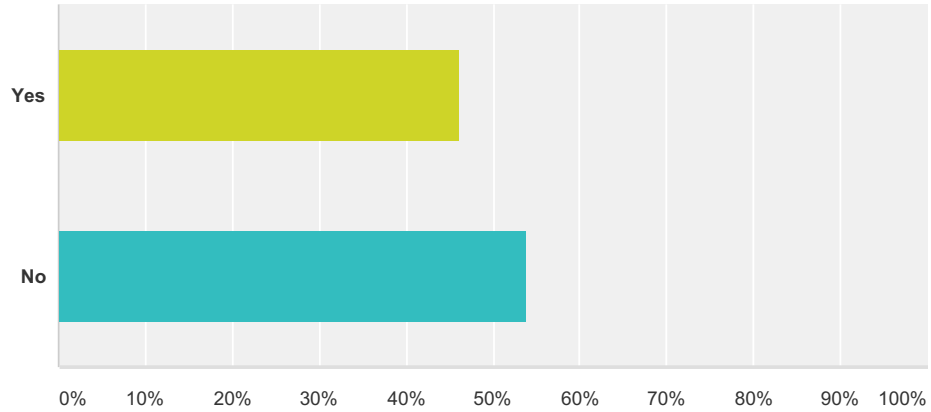
Answered: 595 Skipped: 179



Answer Choices	Responses
Yes	39.16% 233
No	60.84% 362
<b>Total</b>	<b>595</b>

**Q19 We have identified a number of options which could be realised. Are there any additional items you would like us to consider when revising the River Moorings Policy?**

Answered: 561 Skipped: 213



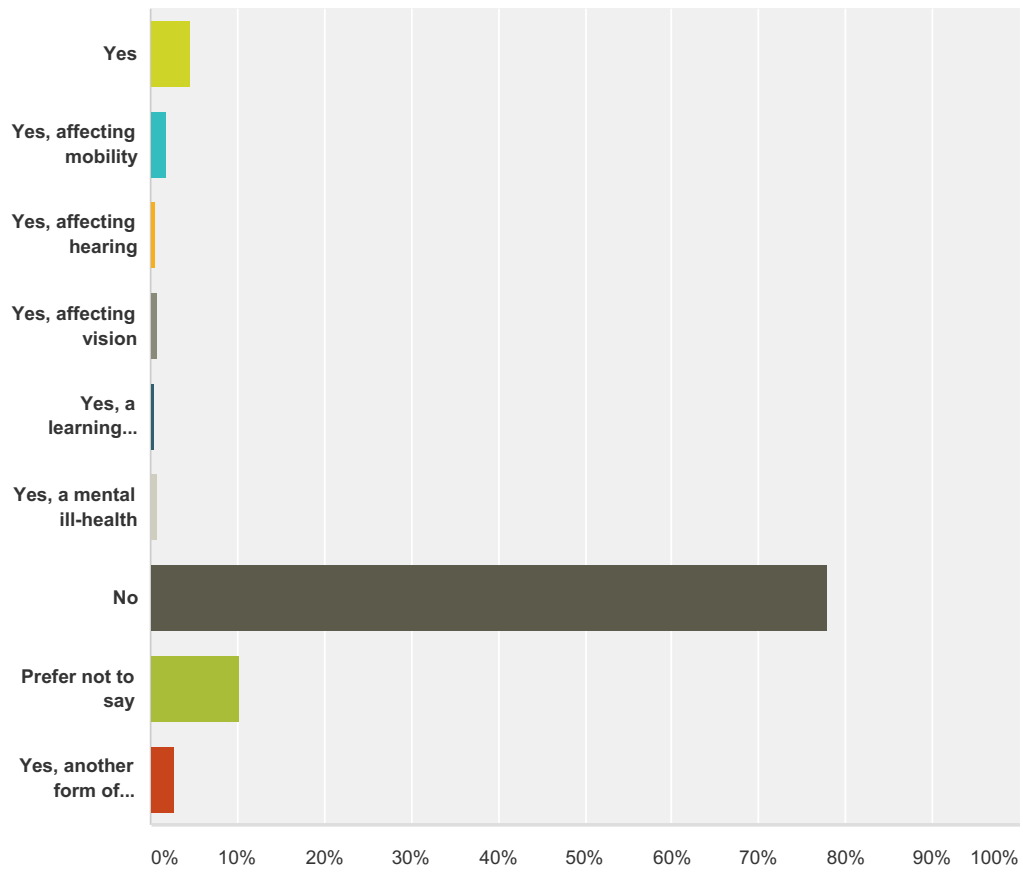
Answer Choices	Responses
Yes	46.17% 259
No	53.83% 302
<b>Total</b>	<b>561</b>

**Q20 Age What age were you on your last birthday?**

Answered: 592 Skipped: 182

### Q21 Do you have a long term medical condition/critical illness?

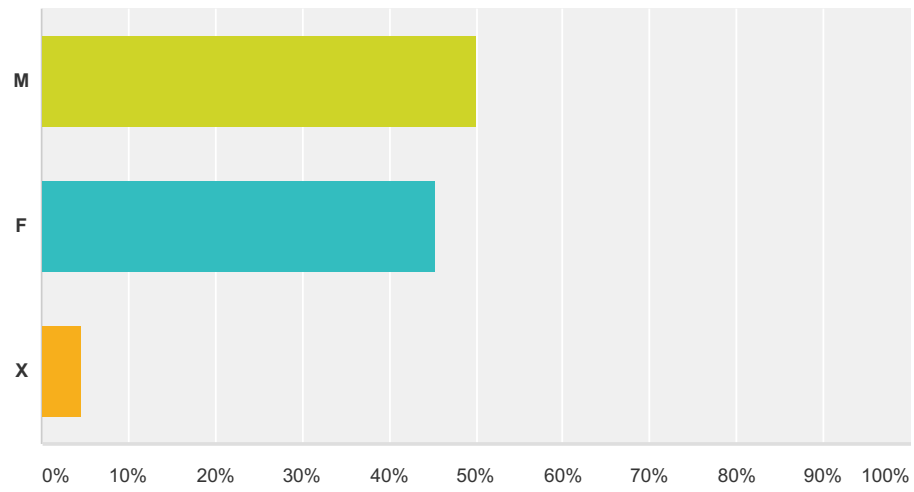
Answered: 611 Skipped: 163



Answer Choices	Responses
Yes	4.58% 28
Yes, affecting mobility	1.80% 11
Yes, affecting hearing	0.65% 4
Yes, affecting vision	0.82% 5
Yes, a learning disability	0.49% 3
Yes, a mental ill-health	0.82% 5
No	77.91% 476
Prefer not to say	10.15% 62
Yes, another form of disability (please specify)	2.78% 17
<b>Total</b>	<b>611</b>

## Q22 Gender How would you describe your gender?

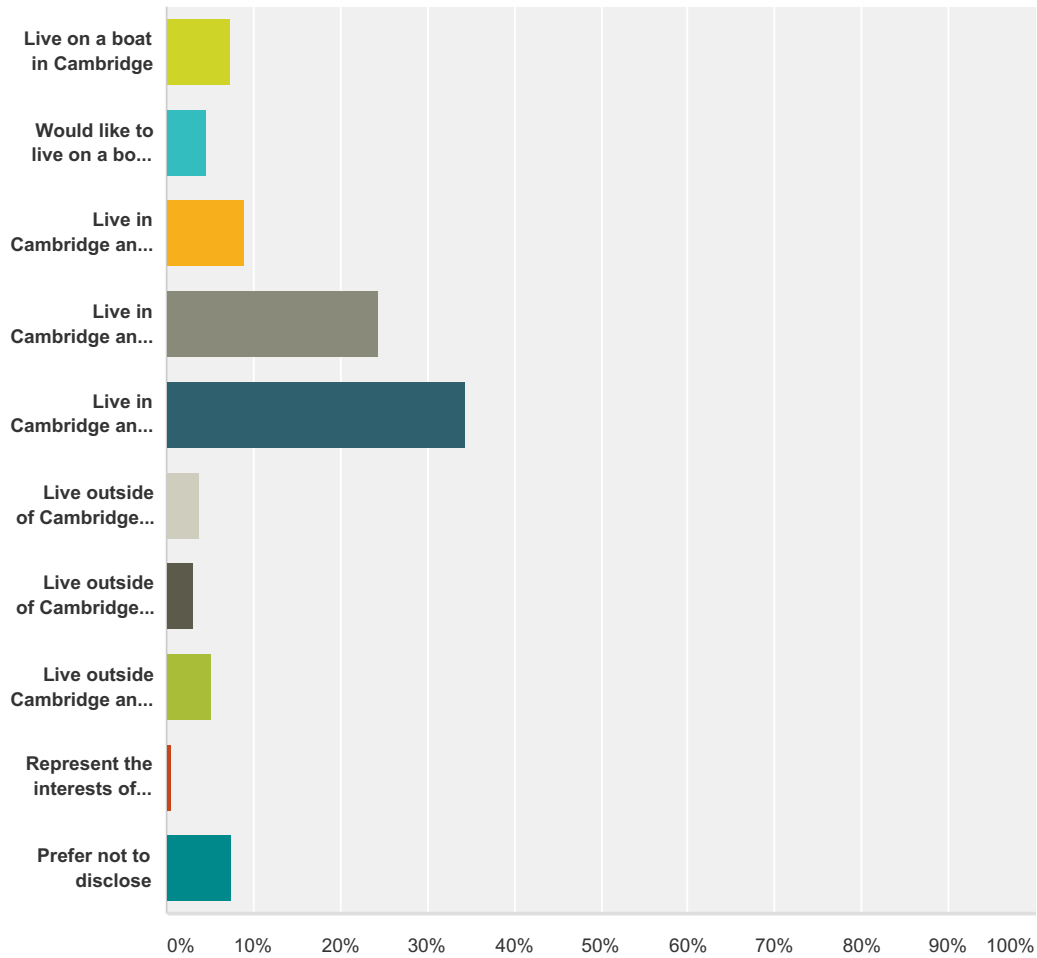
Answered: 605 Skipped: 169



Answer Choices	Responses
M	50.08% 303
F	45.29% 274
X	4.63% 28
<b>Total</b>	<b>605</b>

## Q23 Interest

Answered: 628 Skipped: 146



Answer Choices	Responses
Live on a boat in Cambridge	7.32% 46
Would like to live on a boat in Cambridge	4.62% 29
Live in Cambridge and have an interest in mooring	9.08% 57
Live in Cambridge and have an interest in other uses of the River	24.36% 153
Live in Cambridge and offer a view	34.39% 216
Live outside of Cambridge and have an interest in mooring	3.66% 23
Live outside of Cambridge and have an interest in other uses of the River	3.18% 20
Live outside Cambridge and offer a view	5.25% 33
Represent the interests of a local group or organisation	0.64% 4
Prefer not to disclose	7.48% 47
<b>Total</b>	<b>628</b>